

# Bhutan

## Photography Tour 2012

The festivals of Bhutan are one of the most unique photographic experiences in Asia. Immense colour, drama and culture. This tour explores both the intensity of festivals and the peacefulness of the countryside. This 15 day journey is fully escorted with a local tour guide and photographic guidance from professional photographer Ewen Bell.

A photographic adventure designed by photographers, for photographers. Maximum group size of 8.



GRASSHOPPER  
ADVENTURES

PHOTOGRAPHY  
by Ewen Bell



# The Itinerary

## Day 1 | Bangkok

Our journey into Bhutan is based through Bangkok and we meet on the evening of day 1 before flying into Paro the next day. The airfare into and out of Paro is included in the tour.

## Day 2 | Thimphu

We have an early morning flight to Paro and then a slow drive through the countryside to get familiar with the landscapes. Normally this drive takes about 1 hour, but with a group of photographers we like to take all afternoon.

## Days 3-4 | Punakha

Punakha has one of the most beautiful Dzongs in the entire country and we'll explore it from every angle. Several other temples in the area offer unique photographic charms too and the village of Chimi is a particular favourite for sunrise.

## Days 5-6 | Phobjikha

This secluded valley gets really cold at night but we'll be cosy in a farmhouse with log fires and hot stone baths. The valley still continues with a very basic rural style and offers us a chance to really slow down and contemplate the art of photography.

## Day 7 | Trongsa

This drive is beautiful and dramatic with lots of scenic stops along the way. Trongsa is the highlight of the journey with my favourite Dzong of all Bhutan dominating the view. The chance to see monks engaged in their traditions is excellent, and there's often a chance to see monkeys engaged in mischief too.

## Days 8-12 | Bumthang

Bumthang is worth visiting regardless of festivals, but the presence of two major events on the calendar makes it even better. There are many temples around the Jakar valley and we'll have a chance to visit some of the quiet ones. No two festivals in Bhutan are the same and each day of dance is a new experience and new opportunity. They are spectacular, and a little challenging. We'll have time to talk about techniques plus reviews to help us advance our skills and try again the next day.

## Days 13-14 | Paro

We return back to Paro for a little pampering in the most scenic valley Bhutan has to offer. We'll get up close to the scenery in a serious way by ascending the trail to the Tigers Nest. We'll have the option of horses to make the trail more comfortable, but will need to walk back down the hill after the light has faded over the horizon. The Tigers Nest is remarkable, a fitting highlight to finish our journey.

## Day 15 | Departure

Everybody goes home, catching the plane back to Bangkok for our connecting flights.



# Highlights not Hikes

This tour is for photographers, not trekkers. If you want to take on the Snowman Trek, cycle across the country or bag a few mountains then ask Grasshopper about their more challenging adventures. This tour is comfortable, achievable and carefully designed to suit the needs of photographers who want to stop every hour and take pictures on a whim. Look forward to the following photographic highlights during the Bhutan Photography Tour...

National Museum (Paro Ta Dzong) in Paro  
Dochu La Pass (3050m)  
Morning Market in Thimphu  
Bumthang Festivals  
Pele La Pass (3300m)  
Yutong La Pass (3400m)  
Tamshing Phala Choepa Festival  
Chele La Pass (3800m)  
Paro Ta Dzong  
Khamsum Yueling Temple  
Punakha Dzong  
Chimi Lhakhang Temple  
Trongsa Dzong (2300m)  
Tamshing Phala  
Chendbji Chorten  
Gangtey Goemba  
Kurjey Lhakhang  
Taksang Monastery (Tiger's Nest)





# Your Escort

For the duration of the tour your photographic instructor and escort will be Ewen Bell. His work is published all over the world in travel brochures, the travel media and photography magazines. Ewen's depth of experience with photography tours is impressive, with over 25 journeys completed in recent years across Asia, Australia and Antarctica.

*"Bhutan is unique for photographers, a place where traditional culture is remarkably strong. The outside world hasn't claimed Bhutan yet."*

It wouldn't be a great photo tour without a great photographer. But don't take our word for it, visit his website and see for yourself.

[www.ewenbell.com](http://www.ewenbell.com)



# Photographic Tuition


Not only are these tours designed to deliver exceptional photographic opportunities, but you get the professional photographer included too. Ewen Bell has been running these tours since 2005, working hard to make them even better with each year of experience.

Because the tours are limited to very small groups of just 8 people, Ewen has time to help you with one-on-one advice. For two weeks you have a personal expert to offer ideas and answer questions. Even better, you're travelling in a group of like-minded people, resulting in a total photographic immersion.

Every detail of the craft is open to discussion. Ewen's style is to emphasise the creative potential of photography without getting mired in the technical. He will push you to be in control of the camera, to make the images your own, but for the sake of creativity and expression.

These tours are designed to help you learn to take better photos, and go home with some incredible experiences. Ewen will be there every step of the way to offer support as you need it.





# Essential Equipment

We recommend the use of Digital SLR cameras for this journey, but you are not restricted from using any type of camera you may have, including conventional film SLRs and compact cameras. Digital SLR cameras offer excellent manual controls and give us the ability to review our work at the end of each day - a valuable part of this experience.

If possible do bring your laptop. We'll have lots of opportunity to share and review images during the journey, plus your laptop can serve as a valuable backup or storage device to make room for more photographs each day. Affordable and light Netbooks or the Mac Air are powerful enough to edit RAW files, review your work and record important details from the journey.

We also recommend that you carry a wide angle lens for general use and occasional landscape opportunities. Tripods are not used by the instructing photographer and are not required for this tour.

A good quality day pack will be an essential part of the packing list. Crumpler and Lowe make excellent packs that are designed for camera equipment. Ideally your pack should be comfortable, spacious, and practical. The traditional type of 'over-the-shoulder' camera bag is not very suitable for travel photography, a day-pack is better.






# Art and Creativity

The camera is like a paintbrush, and in the hands of different people it will produce very different images.

Ewen Bell specialises in teaching people about the creative potential of photography, to go beyond the technical issues of a camera and start taking creative control. Expression is at the heart of great photography, sharing your perspective, your view, your experience. Travelling with a photo tour like this one will offer lots of inspiration, but travelling with an instructor like Ewen will give you new ways to express your experience.

A few basic principles underpin the art of travel photography. Go Slow. Get Closer. Look for the Light. Join Ewen for two weeks of photographic adventure and find out for yourself how much inspiration can flow from three very simple ideas.



# 8 is Great!

Ewen Bell restricts all of his photographic tours to just 8 people. With good reason.

“I never want to run a photography tour with more than 8 people, let alone 12 or 16. Smaller groups mean less drama, more fun and are infinitely more rewarding. My first responsibility is to ensure every person on my tour gets plenty of my time and advice, plus to ensure we don’t ruin a lovely location by dragging a horde of photographers about. Small isn’t just good, it’s great!”





# Camera Gear

We recommend the use of Digital SLR cameras for this journey, but you are not restricted from using any type of camera you may have, including conventional film SLRs and compact cameras. We will have access to power for recharging batteries on every evening of the trip, but it's never a bad idea to have a couple of spare batteries for your camera body.

We also recommend that you carry a wide angle lens for general use and landscape opportunities, and for attending festivals a good quality telephoto lens will be handy. 70-200mm zoom is plenty, and the faster the lens the better.

A good quality day pack will be an essential part of the packing list. The traditional type of 'over-the-shoulder' camera bag is not very suitable for travel photography, a day-pack style bag is better.





# Who Travels With Us

Our photographic journeys appeal to both the young and old, the experienced and novice. Most tours are made up of people aged 25 to 65, and occasionally older or younger still. It doesn't matter what your skills and interest in photography are, you will enjoy sharing a creative and immersive experience with like minded people.

You can read feedback from Ewen's past travellers on photography tours by visiting [www.ewenbell.com](http://www.ewenbell.com)





# The Fine Print

## Dates

2012: October 22 to November 6

## Price

US\$7250

## Group Size

Maximum of 8 people

## Inclusions

The instructing photographer and a local guide are included for this tour. All meals in Thailand and Bhutan, the Bhutan Visa fee, your return flight between Bangkok and Paro, all transfers in and around Bhutan, the mandatory Tourism Development Fee, the Bhutan Government Taxes (35%) and all entry fees to temples & monuments.

## Accommodation

A mix of 4 star hotels, guesthouses and farmhouse stays. Lots of variety. All accommodation is on a twin-share basis unless you select to pay the single supplement.


## Difficulty Rating

Private van for the trip will have plenty of extra room for camera gear, but some walks to and around temples will be longer than others.

## Not included

- Flight to and from Bangkok
- Gratuities and items of personal nature
- Beverages, Laundry, Phone and Internet Charges
- Your Camera!

The itinerary information may vary slightly for your specific departure, as we continuously research and develop each trip. Inclement weather or other factors outside our control may also necessitate minor alterations.



# Make A Booking

## How to Book

Simply visit the website for Grasshopper Adventures and complete the online booking form to reserve a place. Once payment of the deposit has been received your place on the trip is confirmed.

[www.grasshopperadventures.com](http://www.grasshopperadventures.com)

e-mail: [journeys@grasshopperadventures.com](mailto:journeys@grasshopperadventures.com)

Telephone the head office in Thailand: +66 2280 0832

Telephone in Australia: (03) 9016 3172

Telephone in the USA: (818) 921 7101

Telephone in the UK: (020) 8123 8144



GRASSHOPPER  
ADVENTURES

