

Outback Australia

Grand Outback Photography Tour
2015/2016

Come and see the real Australia in the most exclusive journey you'll ever experience. An epic adventure through The Outback that traverses the southern states on the way to the Red Centre, Uluru, Kakadu, Tiwi Islands and The Kimberley.

A photographic adventure designed by photographers, for photographers. Maximum group size of 8.

PHOTOGRAPHY
by Ewen Bell



The Itinerary

Day 1: Coober Pedy

Our adventure begins in Melbourne, departing by light aircraft for the moonscapes of Coober Pedy. This town is the heart of Opal mining in Australia, and we spend the night in a typical lodging deep underground.

Days 2-3: Kings Canyon

Early morning we take a tour to explore the Breakaways, one of the locations for the filming of Mad Max. We fly onwards to Kings Creek Station to spend two nights in the Red Centre. This is a working cattle station complete with camels, stockmen and landscape scenes at the gorge.

Days 4-5: Mary River Wetlands

A big travel day that sees us flying over the varied terrain of Kakadu National park. That afternoon we arrive at our exclusive lodgings at Point Stuart, a wildlife bonanza along the Mary River Wetlands, to the west of Kakadu.

We have two days of wetlands tours, sunset cruises and opportunities to photograph saltwater crocodiles, Jabiru, Brolga and more. Barramundi fishing on the Mary River can also be accommodated in the schedule.

Day 6: Tiwi Islands

We fly north to Bathurst Island to meet some of the locals and get face to face with indigenous culture in Australia. The Tiwi Islanders are famous for their unique crafts, artwork and friendly faces.

Day 7-8: Faraway Bay

The flight path heading west takes us over the Kimberley coastline, arriving in the remote jewel of Faraway Bay. During our stay we'll make a day trip to the King George Falls, explore Australia's oldest known collections of rock art and get familiar with traditional bush tucker.

Day 9-10: Home Valley Station

We fly further into the wilderness to reach Home Valley, one of the major locations for the filming of "Australia". For two days we'll be treated to photographic inspiration with cattle, cowboys, horses and boabs - plus dramatic views of the Cockburn Range.

Day 11: Bungle Bungles

We fly inland for aerial views of Lake Argyle, arriving at the Bungle Bungles in time to shoot the domes at sunset - when colours are at their best.

Day 12: Uluru

We head south in our aircraft to arrive at Uluru, formerly called Ayers Rock. We'll have the afternoon light on the first day, and then morning light on the next. There is no more iconic symbol of Australia's Outback than this.










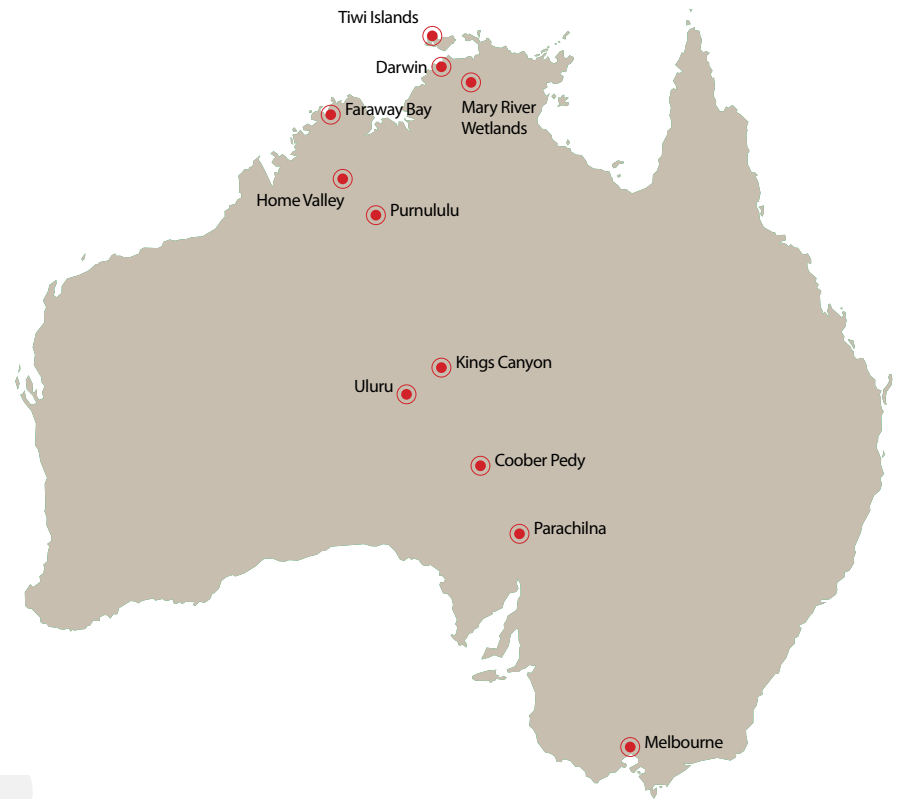
Day 13-14: Parachilna

We catch the sunrise upon Uluru, drive a little further out to shoot the Olgas and then head back to the plane for the last stopover. Parachilna is a dusty town where The Outback meets the Flinders Ranges. We have a final night together to enjoy the hospitality at the Prairie Hotel, and enjoy the sunset, saddles and shiraz.

The final day of the trip sets a course over Wilpena Pound for stunning aerial views, before heading all the way back to Melbourne.









Learn and Explore

If you your photography, you'll love this tour.

Skills and experience is not a prerequisite. Enthusiam is essential. There is ample one on one time so that your questions can be answered, your photos can be reviewed and your expression can be encouraged. With such a small group size we can ensure everybody gets the encouragement and guidance they desire.

If you're a confident photographer or already work at a professional level, then this journey will simply assist with getting great shots. We encourage everyone on tour to share ideas, to discuss their experiences and learn from each other as well.

Partners are also welcome on these photo tours, but they may need to exercise a little patience with the desires of photographers to make the most of special moments. My photography tours put the photographers first :)



Your Escort

For the duration of the tour your photographic instructor and escort will be Ewen Bell. His work is published all over the world in travel brochures, the travel media and photography magazines. Ewen's depth of experience with photography tours is impressive, with over 25 journeys completed in recent years across Asia, Australia and Antarctica.

"Few people are fortunate enough to see this much of Australia, let alone in the space of just 2 weeks. One of the most remarkable journeys for anyone who loves photography and wants to immerse themselves in the wide open spaces of the Outback and beyond."

It wouldn't be a great photo tour without a great photographer. But don't take our word for it, visit his website and see for yourself.

www.ewenbell.com







Photographic Tuition

Not only are these tours designed to deliver exceptional photographic opportunities, but you get the professional photographer included too. Ewen Bell has been running these tours since 2005, working hard to make them even better with each year of experience.


Because the tours are limited to very small groups of just 8 people, Ewen has time to help you with one-on-one advice. For two weeks you have a personal expert to offer ideas and answer questions. Even better, you're travelling in a group of like-minded people, resulting in a total photographic immersion.

Every detail of the craft is open to discussion. Ewen's style is to emphasise the creative potential of photography without getting mired in the technical. He will push you to be in control of the camera, to make the images your own, but for the sake of creativity and expression.

These tours are designed to help you learn to take better photos, and go home with some incredible experiences. Ewen will be there every step of the way to offer support as you need it.







Camera Gear

We recommend the use of Digital SLR cameras for this journey, but you are not restricted from using any type of camera you may have, including conventional film SLRs and compact cameras. We will have access to power for recharging batteries on every evening of the trip, but it's never a bad idea to have a couple of spare batteries for your camera body.

We also recommend that you carry a wide angle lens for general use and landscape opportunities, as we emphasize techniques for portraits and landscapes. A good telephoto lens will help you get the most of our wildlife opportunities on the Mary River wetlands as well.

A tripod is not required for this trip, but could be useful for shooting star trails if you're willing to trade a little slumber for that sake of photography. We have to pack light for the aircraft restrictions so make sure it's a small tripod :)

Finally, we do encourage you bring a laptop. We'll have lots of opportunity to share and review images during the journey, plus your laptop can serve as a valuable backup or storage device to make room for more photographs each day. Affordable and light Netbooks or the Mac Air are powerful enough to edit RAW files, review your work and record important details from the journey.











Art and Creativity

The camera is like a paintbrush, and in the hands of different people it will produce very different images.

Ewen Bell specialises in teaching people about the creative potential of photography, to go beyond the technical issues of a camera and start taking creative control. Expression is at the heart of great photography, sharing your perspective, your view, your experience. Travelling with a photo tour like this one will offer lots of inspiration, but travelling with an instructor like Ewen will give you new ways to express your experience.

A few basic principles underpin the art of travel photography. Go Slow. Get Closer. Look for the Light. Join Ewen for two weeks of photographic adventure and find out for yourself how much inspiration can flow from three very simple ideas.







8 is Great!

Ewen Bell restricts all of his photographic tours to just 8 people. With good reason.

"I never want to run a photography tour with more than 8 people, let alone 12 or 16. Smaller groups mean less drama, more fun and are infinitely more rewarding. My first responsibility is to ensure every person on my tour gets plenty of my time and advice, plus to ensure we don't ruin a lovely location by dragging a horde of photographers about. Small isn't just good, it's great!"



Who Travels With Us

Our photographic journeys appeal to both the young and old, the experienced and novice. Most tours are made up of people aged 25 to 65, and occasionally older or younger still. It doesn't matter what your skills and interest in photography are, you will enjoy sharing a creative and immersive experience with like minded people.

You can read feedback from Ewen's past travellers on photography tours by visiting www.ewenbell.com







The Fine Print

Dates

2015: June 03-16

2016: June 01-14

Price

AU\$17,990

Group Size

Maximum of 8 people

The itinerary information may vary slightly for your specific departure, as we continuously research and develop each trip. Inclement weather or other factors outside our control may also necessitate minor alterations.

Accommodation

A mix of luxury hotels, tented camps and remote lodges. All accommodation is on a twin-share basis unless you select to pay the single supplement.

Difficulty Rating

Airtime is by private plane with short hops of 2 hours or less. Some days require two hops to reach the destination. There are no demanding treks on this tour, anyone in good health can travel with us.

Inclusions


The instructing photographer and tour guide, plus local guides and transfers, are included for this journey. All meals are included, along with wine with dinner and bottled water along the journey. Boat excursions and sightseeing activities are all included.

Not included

- Gratuities and items of personal nature
- Beverages, Laundry, Phone and Internet Charges
- Your Camera!







Make A Booking

How to Book

Simply visit the website for Air Adventure Australia and complete the online booking form to reserve a place, or fill out the printed booking form and mail it to Air Adventure Australia. Once payment of the deposit has been received your place on the trip is confirmed.

www.airadventure.com.au

Australian Office

PO Box 339, Hamilton 3300, Victoria
Toll-free inside Australia: 1800 033 160
International Callers: +61 3 5572 1371
Email: info@airadventure.com.au

New Zealand Office

123 Shakespeare Rd, Milford, Auckland
Phone: (09) 489 7844
Email: susie@hoganreps.co.nz

