

# China

## Photography Tour 2012/2013

Landscapes and people are just the beginning for this two week exploration in China. From the imperial elegance of Beijing's palaces to the hand ploughed fields of terraces in Guangxi. We take the time to enjoy the culture of China and immerse ourselves in a photographic feast. The people of China are as friendly as they are artistic - take inspiration to cultivate your own expression on the journey of a lifetime.

A photographic adventure designed by photographers, for photographers. Maximum group size of 8.

**PHOTOGRAPHY**  
by Ewen Bell



GRASSHOPPER  
ADVENTURES



# The Itinerary

## Days 1-4 | Beijing

Starting in the Chinese capital you'll explore laneways, temples, the Forbidden City and the iconic Great Wall. In the evening of day 4 board an overnight train.

## Days 5-6 | Xi'an

Home of the famous Terracotta Warriors there is also a whole lot more to Xi'an. Visit the bustling night scenes of the Muslim Quarter and the unique blend of old and new of this vibrant city.

## Days 7-9 | Yangshuo

This part of southern China is home to some of the most amazing mountain scenery anywhere. Limestone karst mountains rise out of the flat rice fields to create a landscape that will amaze you. Spend time cycling around the villages, learning how to cook the local cuisine and capturing some amazing photos.

## Days 10-11 | Longji Rice Terraces

Journey to the 'Dragon's Back', a centuries old man-made landscape of dramatic terraced rice fields and experience some of the ethnic minorities that make up China.

## Day 12 | Xitang

Water was once the main transport between Shanghai and Beijing along the Grand Canal. Remnants of this history are present in a handful of historic villages that sit on these ancient waterways. Staying overnight in Xitang is a special and unique experience.

## Days 13-15 | Shanghai

The ultimate city of contrast, modern Shanghai is all glass and steel with some amazing modern skyscrapers, while the back streets and markets remain unchanged from centuries past.









# Learn and Explore

Anyone who loves photography can join this tour.

Skills and experience is not a prerequisite. Enthusiasm is essential. There is ample one on one time so that your questions can be answered, your photos can be reviewed and your expression can be encouraged. With such a small group size we can ensure everybody gets the encouragement and guidance they desire.

If you're a confident photographer or already work at a professional level, then this journey will simply assist with getting great shots. We encourage everyone on tour to share ideas, to discuss their experiences and learn from each other as well.

Partners are also welcome on these photo tours, but they may need to exercise a little patience with the desires of photographers to make the most of special moments. My photography tours put the photographers first :)







# Your Escort

For the duration of the tour your photographic instructor and escort will be Ewen Bell. His work is published all over the world in travel brochures, the travel media and photography magazines. Ewen's depth of experience with photography tours is impressive, with over 25 journeys completed in recent years across Asia, Australia and Antarctica.

"The people of China are very different to what you might see on television. They're generous and happy, full of smiles and welcoming of foreigners. For photographers the chance to practice portraits and street photography is immense."

It wouldn't be a great photo tour without a great photographer. But don't take our word for it, visit his website and see for yourself.

[www.ewenbell.com](http://www.ewenbell.com)



# Photographic Tuition

Not only are these tours designed to deliver exceptional photographic opportunities, but you get the professional photographer included too. Ewen Bell has been running these tours since 2005, working hard to make them even better with each year of experience.

Because the tours are limited to very small groups of just 8 people, Ewen has time to help you with one-on-one advice. For two weeks you have a personal expert to offer ideas and answer questions. Even better, you're travelling in a group of like-minded people, resulting in a total photographic immersion.

Every detail of the craft is open to discussion. Ewen's style is to emphasise the creative potential of photography without getting mired in the technical. He will push you to be in control of the camera, to make the images your own, but for the sake of creativity and expression.

These tours are designed to help you learn to take better photos, and go home with some incredible experiences. Ewen will be there every step of the way to offer support as you need it.











# Camera Gear

We recommend the use of Digital SLR cameras for this journey, but you are not restricted from using any type of camera you may have, including conventional film SLRs and compact cameras. We will have access to power for recharging batteries on every evening of the trip, but it's never a bad idea to have a couple of spare batteries for your camera body.

We also recommend that you carry a wide angle lens for general use and landscape opportunities, as we emphasize techniques for portraits and culture. A tripod is not required for this trip.

A good quality day pack will be an essential part of the packing list. The traditional type of 'over-the-shoulder' camera bag is not very suitable for travel photography, a day-pack style bag is better. The Lowe Pro Flipside 300 or 400 are highly recommended.

Finally, we do encourage you bring a laptop. We'll have lots of opportunity to share and review images during the journey, plus your laptop can serve as a valuable backup or storage device to make room for more photographs each day. Affordable and light Netbooks or the Mac Air are powerful enough to edit RAW files, review your work and record important details from the journey.





# Art and Creativity

The camera is like a paintbrush, and in the hands of different people it will produce very different images.

Ewen Bell specialises in teaching people about the creative potential of photography, to go beyond the technical issues of a camera and start taking creative control. Expression is at the heart of great photography, sharing your perspective, your view, your experience. Travelling with a photo tour like this one will offer lots of inspiration, but travelling with an instructor like Ewen will give you new ways to express your experience.

A few basic principles underpin the art of travel photography. Go Slow. Get Closer. Look for the Light. Join Ewen for two weeks of photographic adventure and find out for yourself how much inspiration can flow from three very simple ideas.







# 8 is Great!

Ewen Bell restricts all of his photographic tours to just 8 people. With good reason.

"I never want to run a photography tour with more than 8 people, let alone 12 or 16. Smaller groups mean less drama, more fun and are infinitely more rewarding. My first responsibility is to ensure every person on my tour gets plenty of my time and advice, plus to ensure we don't ruin a lovely location by dragging a horde of photographers about. Small isn't just good, it's great!"












# Who Travels With Us


Our photographic journeys appeal to both the young and old, the experienced and novice. Most tours are made up of people aged 25 to 65, and occasionally older or younger still. It doesn't matter what your skills and interest in photography are, you will enjoy sharing a creative and immersive experience with like minded people.

You can read feedback from Ewen's past travellers on photography tours by visiting [www.ewenbell.com](http://www.ewenbell.com)









# The Fine Print

## Dates

2012: September 9 to 23

2012: September 8 to 22

## Price

US\$4800

## Group Size

Maximum of 8 people

The itinerary information may vary slightly for your specific departure, as we continuously research and develop each trip. Inclement weather or other factors outside our control may also necessitate minor alterations.

## Accommodation

A mix of 3-4 star hotels, guesthouses and one night on the overnight train to Xian. Lots of variety. All accommodation is on a twin-share basis unless you select to pay the single supplement.

## Difficulty Rating

Walking is the key to engagement, usually covering short distances but travelling slowly. The Great Wall visit is easy to manage on foot, but the Rice Terraces is more strenuous for sunrise. Our private vans for longer journeys during the trip will have plenty of extra room for camera gear.


## Inclusions

The instructing photographer and a local guide are included for this tour. Most meals during the tour, all entry fees to temples & monuments, and tipping of local guides.

## Not included

- Flight to and from China
- Visa for entry into China
- Gratuities and items of personal nature
- Beverages, Laundry, Phone and Internet Charges
- Your Camera!







# Make A Booking



GRASSHOPPER  
ADVENTURES

## How to Book

Simply visit the website for Grasshopper Adventures and complete the online booking form to reserve a place. Once payment of the deposit has been received your place on the trip is confirmed.

[www.grasshopperadventures.com](http://www.grasshopperadventures.com)

e-mail: [journeys@grasshopperadventures.com](mailto:journeys@grasshopperadventures.com)

Telephone the head office in Thailand: +66 2280 0832

Telephone in Australia: (03) 9016 3172

Telephone in the USA: (818) 921 7101

Telephone in the UK: (020) 8123 8144