

Photography Tour

with Ewen Bell

PHOTOGRAPHY

by Ewen Bell



GRASSHOPPER
ADVENTURES

Myanmar

Meet the monks and chase the golden light. Fishermen of Inle Lake, sunset in Mandalay, misty mornings in Bagan and chaotic markets are also part of the plan. This 14 day journey is fully escorted with a local tour guide and photographic guidance from professional photographer Ewen Bell.

Maximum group size of 8
2015 Dec 28
\$8380pp / 14 Days



The Itinerary

Starting on December 28, 2015

Day 1 | Bangkok

We rendezvous in Bangkok just after Christmas and enjoy some yummy Thai food. The next day we fly. The cost of the flight from Bangkok to Yangon and back is included in the trip.

Days 2-3: Mandalay

We catch a morning flight into Yangon and then connect with a domestic service to continue through to Mandalay. We have two nights here to meet the monks for morning alms and watch sunset on the Irrawaddy. Starting in Mandalay makes for an easy arrival into Myanmar, allowing us to get a sense of the culture and chase monks in the early light. It's a warm up to the rich culture ahead.

Days 4-6: Bagan

We have three nights in Bagan to catch as many balloons, sunrises and pagodas as possible. This is also where we'll spend New Years Eve :) Our hotel in Bagan is quite peachy, a nice place to see in the start of 2016. Bagan is one of the great temple ruins of the ancient world, rivalling Angkor region for grandeur. It is a large area with lots of possible spots to shoot sunrise. So we'll have plenty of chances to do just that. Early rises will be the norm, even on January 1st!

Days 7-8: Southern Shan

We leave the fancy hotels behind for two nights and head into a remote village. We meet the Shan people and get a taste of rural cooking and life amongst the farms. It wouldn't be a real photo tour without spending a few nights sleeping a little rough, but there will be clean bedding and warm blankets. We may have to chase a chicken or two for dinner. Expect to be without power to charge our laptops and cameras until we reach the resort at Inle Lake.

Days 9-11: Inle Lake

We return to comfy accommodation by the shore of Inle and get to explore markets in depth, nearby ethnic villages and hope to catch shots of the fishermen too. There's a lot happening along the shores of the lake. We plan to make regular trips out to explore the unique communities that live around Lake Inle, their floating gardens and the fishermen in action. It's also a fabulous place to rest and be pampered after the homestay in Shan.



Days 12-13: Yangon

We fly back down to Yangon and get a taste of the big city. The highlight of this section is the Shwe Dagon Pagoda, one of the most elegant temples in all of Asia, and one of the most peaceful. It is an oasis in the city. We have two nights in Yangon because domestic flight schedules are not always that reliable. Yangon will seem strange after our time in ancient ruins and distant villages, but it is not without charm and we intend to explore some of the colonial heritage inside and out.

Day 14: Depart

We catch the afternoon flight back to Bangkok. You can extend your stay in Yangon or Bangkok. Details of the flight schedule will be confirmed closer to the date.





Highlights on Tour

This tour is for photographers, not thrill seekers. If you want to take on the snow capped peaks, cycle across the country or bag a few mountains then ask Grasshopper about their more challenging adventures. This tour is comfortable, achievable and carefully designed to suit the needs of photographers who want to immerse themselves in the culture and take pictures. Look forward to the following photographic highlights...

- Sunset at Ubien Bridge in Mandalay
- Teak Temple and the World's Biggest Book
- New Years Eve in Bagan
- Sunrise and Sunset shoots in Bagan
- Great hotels along the way
- Homestay in the Shan District to meet ethnic locals
- Weekly markets
- Fishermen on the waters of Inle Lake
- Floating gardens and Temple of Jumping Cats on Inle Lake
- River cruise on the Irrawaddy
- Local cuisine throughout the tour / All meals are included
- City walk in Rangoon for colonial history
- Photographic guidance from Ewen
- Expert local guide who enjoys the unique demands of photo tours







Your Escort

For the duration of the tour your photographic instructor and escort will be Ewen Bell. His work is published internationally in travel brochures, the travel media and photography magazines. He is a regular contributor to Food & Travel UK, Vacations & Travel Australia, National Geographic Traveller, a selection of inflight magazines and Escape, the syndicated travel section across Australia's Sunday papers.

Most of the year he shoots commission work in Australia and the Pacific but takes time out for a couple of special photo tours to share his craft and creativity.

“Travel is about people and in Myanmar the people are priceless. They are generous in spirit and kind to the camera. This is a land of a million smiles.”

Ewen's depth of experience with photography tours is impressive, with over 25 journeys completed in recent years across Asia, Australia and Antarctica.

www.ewenbell.com







Photographic Tuition

Not only are these tours designed to deliver exceptional photographic opportunities, but you get the professional photographer included too. Ewen Bell has been running these tours since 2005, working hard to make them even better with each year of experience.

Because the tours are limited to very small groups of just 8 people, Ewen has time to help you with one-on-one advice. For two weeks you have a personal expert to offer ideas and answer questions. Even better, you're travelling in a group of like-minded people, resulting in a total photographic immersion.

Every detail of the craft is open to discussion. Ewen's style is to emphasise the creative potential of photography without getting mired in the technical. He will push you to be in control of the camera, to make the images your own, but for the sake of creativity and expression.

These tours are designed to help you learn to take better photos, and go home with some incredible experiences. Ewen will be there every step of the way to offer support as you need it.





Learn and Explore

Anyone who loves photography can join this tour.

Skills and experience is not a prerequisite. Enthusiasm is essential. There is ample one on one time so that your questions can be answered, your photos can be reviewed and your expression can be encouraged. With such a small group size we can ensure everybody gets the encouragement and guidance they desire.

If you're a confident photographer or already work at a professional level, then this journey will simply assist with getting great shots. We encourage everyone on tour to share ideas, to discuss their experiences and learn from each other as well.

Partners are also welcome on these photo tours, but they may need to exercise a little patience with the desires of photographers to make the most of special moments. My photography tours put the photographers first :)







Art and Creativity

The camera is like a paintbrush, and in the hands of different people it will produce very different images.

Ewen Bell specialises in teaching people about the creative potential of photography, to go beyond the technical issues of a camera and start taking creative control. Expression is at the heart of great photography, sharing your perspective, your view, your experience. Travelling with a photo tour like this one will offer lots of inspiration, but travelling with an instructor like Ewen will give you new ways to express your experience.

A few basic principles underpin the art of travel photography. Go Slow. Get Closer. Look for the Light. Join Ewen for two weeks of photographic adventure and find out for yourself how much inspiration can flow from three very simple ideas.





8 is Great!

Ewen Bell restricts all of his photographic tours to just 8 people. With good reason.

"I never want to run a photography tour with more than 8 people, let alone 12 or 16. Smaller groups mean less drama, more fun and are infinitely more rewarding. My first responsibility is to ensure every person on my tour gets plenty of my time and advice, plus to ensure we don't ruin a lovely location by dragging a horde of photographers about. Small isn't just good, it's great!"





Camera Gear

We recommend the use of Digital SLR cameras for this journey, but you are not restricted from using any type of camera you may have, including conventional film SLRs and compact cameras. We will have access to power for recharging batteries on every evening of the trip, but it's never a bad idea to have a couple of spare batteries for your camera body.

We also recommend that you carry a wide angle lens for general use and landscape opportunities, and for trips out in the lakes or rivers a good quality telephoto lens will be handy. 70-200mm zoom is plenty, and the faster the lens the better.

A good quality day pack will be an essential part of the packing list. The traditional type of 'over-the-shoulder' camera bag is not very suitable for travel photography, a day-pack style bag is better. The Lowe Pro Flipside 300 or 400 are highly recommended for these tours.

Finally, we do encourage you bring a laptop. We'll have lots of opportunity to share and review images during the journey, plus your laptop can serve as a valuable backup or storage device to make room for more photographs each day. Affordable and light Netbooks or the Mac Air are powerful enough to edit RAW files, review your work and record important details from the journey.





Who Travels With Us

Our photographic journeys appeal to both the young and old, the experienced and novice. Most tours are made up of people aged 25 to 65, and occasionally older or younger still. It doesn't matter what your skills and interest in photography are, you will enjoy sharing a creative and immersive experience with like minded people.

You can read feedback from Ewen's past travellers on photography tours by visiting www.ewenbell.com





The Fine Print

Dates

December 28, 2015 to January 10, 2016

Price

US\$8380

Group Size

Maximum of 8 people

Inclusions

The instructing photographer and a local guide are included for this tour. All meals in Thailand and Myanmar, local tourist fees, your return flight between Bangkok and Myanmar, all transfers in and around Myanmar, all tips for local guides and support staff plus all entry fees to temples & monuments.

Accommodation

A mix of 4 star hotels and local homestays. Lots of variety. All accommodation is on a twin-share basis unless you select to pay the single supplement of \$1550.


Difficulty Rating

Private buses for the trip will have plenty of extra room for camera gear, but some walks to and around temples will be longer than others. We will be using lots of transport on the tour, including horse carts, long boats, commercial aircraft, coaches, taxis and even a few motorcycle taxis.

Not included

- Flight to and from Bangkok
- Visa for Myanmar
- Gratitudes and items of personal nature
- Beverages, Laundry, Phone and Internet Charges
- Your Camera!

The itinerary information may vary slightly for your specific departure, as we continuously research and develop each trip. Inclement weather or other factors outside our control may also necessitate minor alterations.





Make A Booking

How to Book

Simply visit the website for Grasshopper Adventures and complete the online booking form to reserve a place. Once payment of the deposit has been received your place on the trip is confirmed.

www.grasshopperadventures.com

e-mail: journeys@grasshopperadventures.com

Telephone the head office in Thailand: +66 2280 0832

Telephone in Australia: (03) 9016 3172

Telephone in the USA: (818) 921 7101

Telephone in the UK: (020) 8123 8144



GRASSHOPPER
ADVENTURES

