

Photography Workshop

Ian Rolfe & Ewen Bell

Ian Rolfe
PHOTOGRAPHY



PHOTOGRAPHY
by Ewen Bell

Norway Winter Scapes

Join us for 14 nights of winter wonderland in Arctic Norway. Charming fishing cottages and dramatic coastal scenery will be your reward for this adventure. A unique and charming immersion into the rugged landscapes of Tromsø & Lofoten, with the help of local experts and two professional Photographers.

February 25-March 10, 2016
Maximum group size of 8
\$9,880pp



The Itinerary

Feb 25/26/27 - Kvaløya (Tromsø)

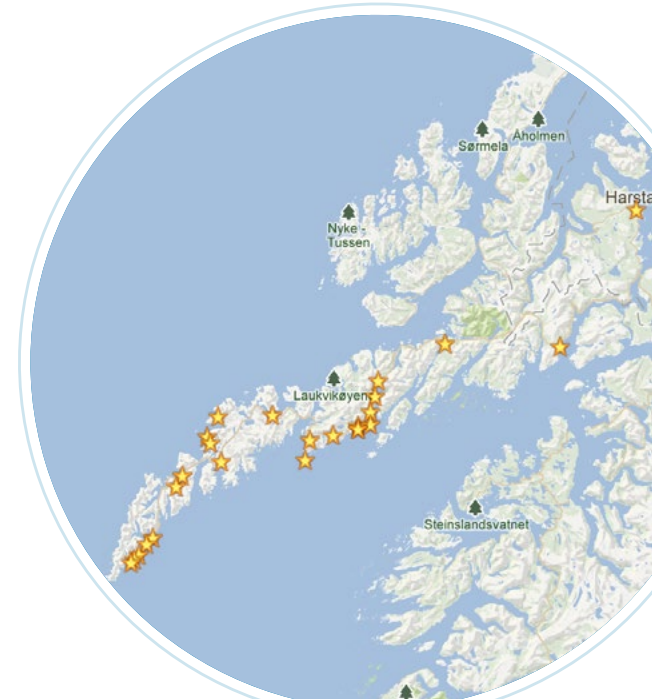
Our home for these three days are some lovely cabins to the west of Tromsø, right on the water. It's a remarkably peaceful part of the coast and ideal for chasing auroras should we get clear conditions at night. We've picked out some exceptional locations to photograph around the islands of Kvaløya and Ringvassøya, plus we'll traverse into the city of Tromsø and explore some of the fjords to the east of the hills. We want to ensure that everyone on the workshop has a chance to practise their night photography and adjust to shooting in the cold.

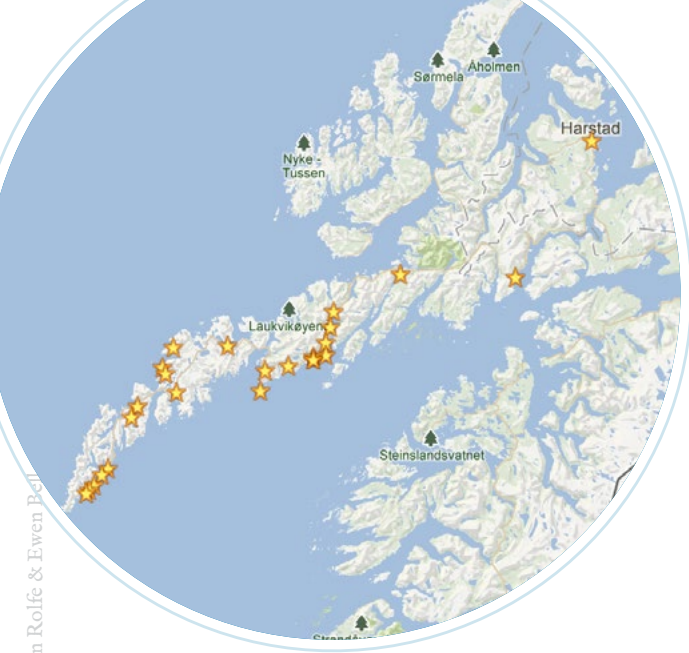
Feb 28/29 - Polar Park

We have a 3 hour drive to reach our next accommodation, although we expect to make several stops along the way. We reach our cabins late in the afternoon so the next day will head to the Polar Park. Expect to see Arctic Fox, Lynx, Wolves and other amazing creatures. You will want a telephoto lens on this day, 200mm or greater. If you have a 600mm lens then it might be lots of fun on this day. Your telephoto will also have appeal for some scenic moments at sunsets later in our travels too. We have also picked out some locations for Aurora photography on the nearby coastline.

Mar 1/2 - Svolvær

Another 3 hours down the road is one of my favourite towns in Norway, Svolvær offers some great views and great locations. We stay amongst some old fishing cabins for two nights, once again the kind of location that is perfect to step outside the front door and photograph Auroras. We also have some of Lofoten's best cuisine to enjoy. Our spare day in Svolvær will start with a morning drive to photograph my favourite fjord in Lofoten. After lunch we have the option to catch up on some sleep (assuming we have good aurora activity) or go for a hike to access a 500m high ridge line that offers elevated views of the coast.





Mar 3/4 - Henningsvær

This little fishing village is out of the way but worth the diversion, with a narrow channel lined by boats and ship works. The village runs along a narrow spit of land that hangs off the main island, and surrounded by massive drying racks where salted cod is unloaded from the boats. We spend two nights in a contemporary hotel instead of cabins, but there are lots of gorgeous fishing cabins to photograph within metres of our rooms. We will also meet local photographer Vidar Johansen who operates an impressive gallery in the village, rich in Aurora art. He's lovely. Ian and myself have a handful of favourite locations to shoot sunset, in and nearby Henningsvær, and look forward to sharing them.

Mar 5/6 - Leknes

The town of Leknes itself is not especially interesting, except for a fabulous bakery and a really lovely cafe, but the coastline to the north and south of this town hold some true gems. My personal favourites are Uttakleiv and Unstad, iconic beaches that offer unique rock formations typical of Lofoten. We are a short drive from these locations in the event of a good Aurora showing, as well as a stunning beach that looks across to Flakstad. We have many good options.

Mar 7/8/9 - Sakrisøy

Our last place to stay will be the most charming, a small enclave of fishing cottages that cling to the rocks in a calm bay near Reine. Sakrisøy photographs marvellously well and is central to many many stunning scenes to fill up our last few days of shooting. We will make it a priority to shoot Reine with good light during our visit, the town voted as Norway's most beautiful spot year after year. The local cafe in Reine is run by a friend of mine so we'll be having lunch and coffee and cake as often as possible! We will visit nesting Kittiwakes, walk along the edge of frozen lakes and chase the sunlight offshore.

Mar 10 - Departure

We leave the cabins at 10:30am to head to town and catch our flight from Leknes. We will have time to stop on the way for some Scandinavian style cinnamon scrolls. They are delicious.





Post Capture

Both Ian and Ewen like to emphasize the art of photography that takes place in the digital darkroom.

Every day of this Masterclass will allow for opportunities to discuss, refine and learn about post-processing techniques.

Do bring your laptop and your preferred processing software. A photo is never finished at the moment of the shutter, and as you learn different ways to process your images you can also adjust your technical approach to the camera accordingly.




What You See



What you see in this brochure is exactly what you get.

All images here were taken by Ewen Bell during recent visits to the same locations in 2013 and 2014. Images were shot on a Canon 5D MkII, often with the help of a tripod and sometimes an inexpensive ND Graduated filter.









Northern Lights

This tour is an ideal opportunity to chase the Aurora Borealis, the Northern Lights. The tour is designed to take full advantage of clear skies at night, with immediate transport available to head out to special locations if conditions look promising.

There are no guarantees with Aurora activity however. You need high solar activity as well as clear skies to get a light show, although even a low grade intensity Aurora is something spectacular to see and photograph.

We will have dedicated sessions to plan for the Northern Lights and explain how to photograph them. A sturdy tripod is required for best results and a remote shutter cable is recommended.



Cameras are cool

We hear a lot of fuss about taking cameras into the Arctic conditions and how to prepare for the freezing temperatures. If you're shooting with a modern DSLR camera then you need no special equipment, modifications or protection. Lofoten is considerably warmer than other areas of the Arctic due to warm ocean conditions.

On a recent journey in a colder region of the Arctic we spent hours with our gear shooting the Northern Lights in -32 temperatures. No problems. Your camera will go colder than that and still keep shooting. Your batteries won't last quite as long as when warm, but it's no drama. Really.

Heading outside at night to shoot the aurora does require that you take care of yourself, and ensure you keep your feet and fingers warm. A tripod is essential and a timer remote is very handy.



Art and Creativity

The camera is like a paintbrush, and in the hands of different people it will produce very different images.

Ewen Bell specialises in teaching people about the creative potential of photography, to go beyond the technical issues of a camera and start taking creative control. Expression is at the heart of great photography, sharing your perspective, your view, your experience.

Combining with Ewen's creative outlook is Ian Rolfe and his decades of experience in Landscape Photography. Two unique and powerful aspects are brought together to provide a once in a lifetime adventure for photographers in search of something out of the ordinary.













Escort / Ewen Bell

Travel photographer and journalist, Ewen has been shooting in the Flinders Ranges for over 25 years. His photography of the landscapes and people in the region has been published internationally, most recently featuring in China and Australia's own RM Williams publications. Ewen's work also appears in photographic magazines, National Geographic Traveller, Food & Travel UK, Vacation & Travel, and many other outlets.

Ewen describes photography as a lifestyle, and enjoys sharing his love of the art with a select few travellers every year. Ewen is always happy to share his knowledge on photographic matters of technical, creative and career inspiration. His website "Photography for Travellers" is dedicated to offering advice on practical approaches to changing your creative perspective.

"A hidden gem in the world of photography, Arctic Norway is beautiful in all kinds of light. Bright sunshine in winter makes it bright with colours, heavy overcast skies make it moody and powerful. Northern lights above at night make the skies dance with electric hues."

www.ewenbell.com

www.photographyfortravellers.com



Escort / Ian Rolfe

Ian has travelled extensively here in Australia, Great Britain, South-East Asia and North America, and much of the Pacific regions, where he has built up an extensive photo library used in travel brochure work and his photographic writing. Ian has travelled extensively in the Nordic countries and has a special passion for Norway in the winter.

Ian has become a well-known travel and landscape photographer whose column started to appear in the Photo-master magazine over twelve years ago. Since then his work has been published in countless books, Photography magazines and travel brochures and his Panoramic Photo's are currently used in a European Image Library. Ian also conducts up to 12 Photographic workshops each year both locally and overseas and also gives lectures and presentations at Club level to help members who are passionate about developing further in their photographic knowledge and skills.

Ian is a Master of Photography APS is a member of the VAPS committee and currently serves as President of Southern Suburbs Photographic Society.

www.ianrolfelightsapes.com
www.ianrolfephotography.net





Vatterfjorden





24





Learn and Explore

Anyone who loves photography can join this tour.

Skills and experience is not a prerequisite. Enthusiasm is essential. There is ample one on one time so that your questions can be answered, your photos can be reviewed and your expression can be encouraged. With such a small group size we can ensure everybody gets the encouragement and guidance they desire.

If you're a confident photographer or already work at a professional level, then this journey will simply assist with getting great shots. We encourage everyone on tour to share ideas, to discuss their experiences and learn from each other as well.

Partners are also welcome on these photo tours, but they may need to exercise a little patience with the desires of photographers to make the most of special moments. These photography adventures put the photographers first :)



Dress for the Cold

This is not an expedition to the North Pole, you will not freeze to death when visiting the Arctic in Scandinavia. There's always a warm cabin and a hot cup of chocolate just around the corner too, but the experience of winter on the islands of Lofoten is truly magical for the snow and ice. We know what you should pack to stay cosy on this tour...

A big puffy down jacket: You can quickly go from toasty temperatures inside the cottage to mega minus degrees outside.

Windstopper gloves: Essential for operating your camera on sub-zero days.

Big boots: Leave room in the boots for extra air and you'll always have warm feet. Buy a bigger size and then stomp through knee deep snow without a worry.

Dry pants: We often romp through fresh snow to reach a shot, so a thin layer of dry pants simply keeps the snow and wind off your legs.

Thermals: A layer of thermals will keep a warm core close to your skin on the coldest of nights.

Keeping warm simply requires the right gear, and a toasty warm cabin when you want it.
"There is no bad weather, only bad clothing."













The Fine Print

Dates

February 25 to March 10, 2016

Price

AU\$9,880

Group Size

This tour is limited to 10 participants

Inclusions

- All meals are included and will be delicious
- All transportation on arrival
- Airport transfers when travelling with the group
- Expert tuition from Ian and Ewen
- Endless inspiration from the scenery of Norway

Exclusions

- Your camera gear
- Drinks and alcohol
- Flights into and out of Tromso and Leknes
- Items of a personal nature

Accommodation Standard

The price is based on accommodation in cabins, hotels and fisherman's cottages of good tourist class standard. They are essentially the nicest available accommodation for our remote regions, and are always toasty and warm.

Twin Share

The default rooming for this tour will be twin share, but the nature of fisherman's cabins in Norway means that sometimes you get your own room but still share a bathroom.

The itinerary information may vary slightly for your specific departure, as we continuously research and develop each trip. Inclement weather or other factors outside our control may also necessitate minor alterations.



Make Your Booking

Maximum of 8 places

How to Book

All bookings for this tour will be handled directly by Ian Rolfe. A deposit of \$2,500 is required to confirm your place on the trip and a maximum of just 8 and a minimum of 5 travellers will be accepted.

ianrolfe@bigpond.com

0418 560662

Airfares & Extensions

Flights to and from Lofoten are not included for this trip, but Ian will be using his regular travel agent to make flight arrangements and can include your arrangements in that process.