

Lapland to Lofoten

Photography Tour
2014/15

Escorted by award winning travel photographer Ewen Bell and local photographic expert Fredrik Broman. We've designed a sensational adventure into the Arctic snow and ice. We'll have enough daylight to chase reindeer and landscapes under the sun plus deeply dark nights for shooting the Northern Lights. Starting in the Swedish Lapland and finishing in the Lofoten Islands in Northern Norway, this adventure features reindeer races, traditional markets and some of the most breathtaking scenery Scandinavia has to offer.

A photographic adventure designed by photographers, for photographers. Maximum group size of 8.



PHOTOGRAPHY

by Ewen Bell



The Itinerary

Scheduled tour begins February 3rd, 2014
(BLD = Breakfast, Lunch and Dinner)

Day 1 / Luleå / Lapland

Meet the group in Luleå in the far north of Sweden, a short flight from Stockholm. Early arrivals can visit the Gammal Stad area or shop for their winter wardrobe. Group meeting starts at 5pm. (D)

Day 2 / Sörbyn / Lapland

A tour of the frozen archipelago gets us onto the ice-roads of the north, and then we head away from the coast to head up the Råne Valley towards Sörbyn where the Aurora Safari Camp will be our wilderness home for two days. Adventures in the snow include dog sledding and snow shoeing. (BLD)

Day 3 / Sörbyn / Lapland

We have another day in the wilds, a day is reserved for meeting a traditional Sami family and their reindeer. Either of our two nights at the Aurora Safari Camp offer the possibility of Northern Lights, with two experienced photographers on hand to discuss techniques for shooting them. (BLD)

Day 4 / Jokkmokk / Lapland

We drive north west into the Arctic Circle today, stopping on the way for some local surprises and arriving in Jokkmokk in time to visit the museum and get familiar with the town. The following day is market day. (BLD)

Day 5: Jokkmokk / Lapland

We have the whole day to wander and photograph at the Jokkmokk Winter Market where reindeer skins, reindeer rides and reindeer stew are sold on the streets. There are often reindeer races held down at the lake as well. (BD)

Day 6: Kiruna / Norbotten

We visit the famous Ice Hotel near Kiruna and enjoy a drink at the Ice Bar. We can wander the unique cold rooms and then head for a nice warm hotel. The wooden church in Kiruna is also a highlight, a gracious building that is typical of the Lapland style. (BLD)

Day 7: Abisko / Norbotten

On arrival to Abisko we get straight into the chase for Northern Lights with a visit to the Sky Station. This dedicated facility has a unique chair lift to take us up to the top of the mountain to look down over the town of Abisko, and look up at the solar activity in the night. The meals are fabulous up here too. (BLD)

Day 8: Abisko / Norbotten

We have scheduled a quiet day in Abisko to wander the walking trails through the snow, or discuss photography techniques in the bar. The views from our accommodation are rather inspiring and you won't be able to stay away from the landscape. We have plans for chasing the Aurora again this evening with a walk down to the lake. (BLD)

... More Itinerary

Day 9: Svinøya / Lofoten

We take the train from Sweden to Norway and enjoy and enjoy one of the most scenic routes in the world. Snow and fjords. On arrival in Narvik we drive the E10 highway across the islands of Lofoten until we reach Svinøya. Lots of stops are planned for the day to shoot some landscapes. (BLD)

At all times when staying on the Lofoten Islands we also plan to keep watch for suitable conditions to shoot the Northern Lights.

Day 10: Henningsvær / Lofoten

We spend the morning visiting some sites of interest for the February light, with a strong emphasis on landscape photography. Lofoten is inspiring for this style of shooting, with steep mountains that plunge into the sea, all covered in snow. When we arrive in Henningsvær there is a free afternoon to photograph fishing boats and cod racks around the village, or walk onto the bridge to shoot sunset. (BD)

Day 11: Henningsvær / Lofoten

From our remote village we take a day trip to explore some even quieter and harder to reach coastal locations around Lofoten. This is a chance to practice some new techniques in landscape photography and we recommend everybody pack a tripod, ND1000 filter and an ND Graduated as well. (BLD)

Day 12: Reine / Lofoten

For many the few days in Reine will be the highlight of the tour. We stay in fishing cottages by the water and have a chance to visit some of the most iconic scenery these islands can offer. Our drive takes a few hours normally, but because we stop for many dedicated photo shoots en route it may take all day. (BLD)

Day 13: Reine / Lofoten

This is a free day to wander the nearby villages, catch up on processing photos or chase some more abstract landscape images. Each outcrop of rock that rises above the sea has its own collection of fishing cottages and cod racks to provide photographic interest. We'll provide a briefing to ensure you get the most of your free day however you decide to use it. (BD)

Day 14: Reine / Lofoten

We have a day trip planned to see a little more of the islands and finish the tour on a high note. With the help of one of the local residents we'll be venturing a little further off the beaten path too. Our final dinner will be at the fishing cottages. (BLD)

Day 15: Departure

The ferry for Bodø departs in the early afternoon and arrives on the mainland around 7:30pm. Onward connections to flights, trains or ships can be arranged with the help of 50 Degrees North. (B)



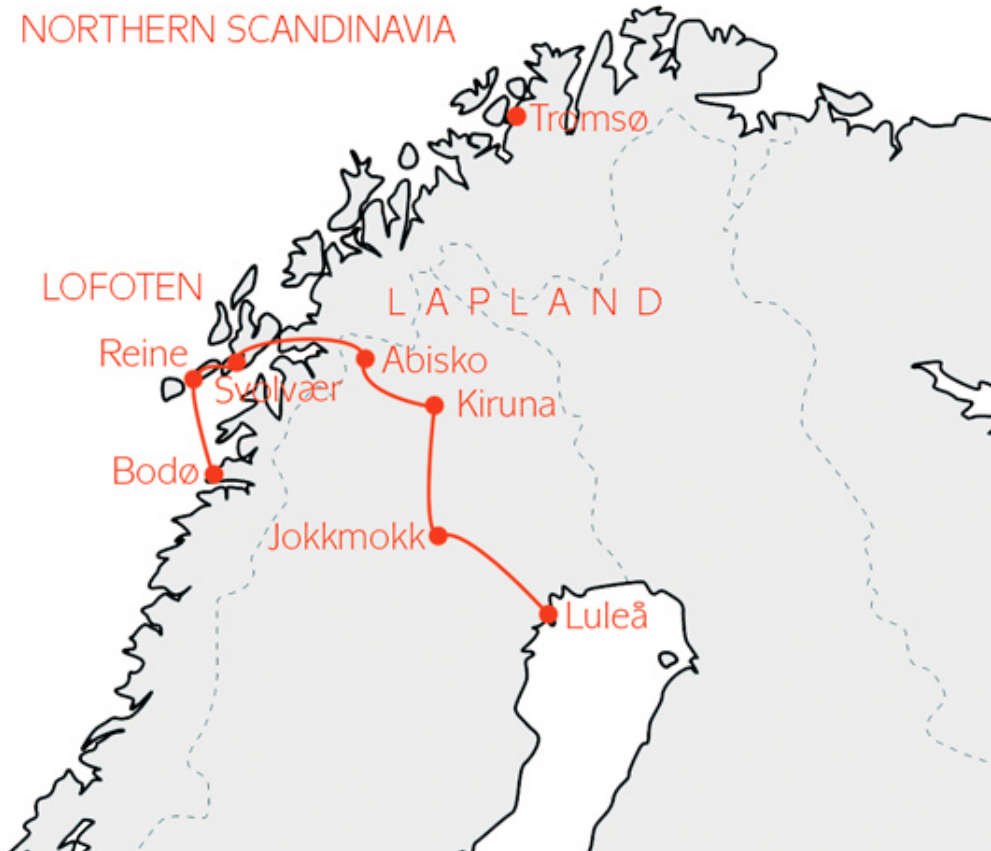


Highlights on Tour


This tour is for photographers who want a totally immersive cultural experience in the Scandinavian Arctic. We'll swap from reindeer to landscapes and include as many opportunities to chase the Northern Lights as possible. Look forward to the following photographic highlights...

- 2 weeks of Photographic escort and instruction with Ewen Bell
- Cultural stay and Lavvo accommodation at the Aurora Safari Camp
- Northern Lights photographic sessions with Fredrik Broman
- Jokkmokk Winter Market
- Sami Reindeer Racing
- Dog Sleigh and Snow Shoe adventures
- Visit to Kiruna Ice Hotel
- Abisko Sky Station for Northern Lights
- Dedicated sessions for shooting slow shutters in the Lofoten landscapes
- Fishing villages and Rorbuers around Reine

*** All images in this brochure were taken on the 2013 tour







Escort / Fredrik Broman

Fredrik Broman has been a photographer for 18 years, with clients in the tourism business in east Africa as well as in north Sweden. As a photographer Fredrik influences the customer's choice of images rather than merely creates what has been demanded. At the moment he photographs fashion and design in the beautiful surroundings of his homeland of Swedish Lapland.

Fredrik will accompany and guide us for the first half of the tour as we travel across Sweden.

We chose Fredrik to join our tour because he is a local to Lapland and knows lots of lovely places between Lulea and Lofoten. Good places for Northern Lights and warm escapes into the wilderness with wood-fired sauna!

www.humanspectra.com







Escort / Ewen Bell


For the duration of the tour your photographic instructor and escort will be Ewen Bell. His work is published all over the world in travel brochures, the travel media and photography magazines. Ewen's depth of experience with photography tours is impressive, with over 25 journeys completed in recent years across Asia, Australia, Antarctica and the Arctic.

"This is a unique journey that combines everything fabulous in Scandinavia. The best part is the winter light, angled low over the southern horizon and giving us soft colours with rich contrast even in the middle of the day."

It wouldn't be a great photo tour without a great photographer. But don't take our word for it, visit his website and see for yourself.

www.ewenbell.com







Photographic Tuition

Not only are these tours designed to deliver exceptional photographic opportunities, but you get the professional photographer included too. Ewen Bell has been running these tours since 2005, working hard to make them even better with each year of experience.

Because the tours are limited to very small groups of just 8 people, Ewen has time to help you with one-on-one advice. For two weeks you have a personal expert to offer ideas and answer questions. Even better, you're travelling in a group of like-minded people, resulting in a total photographic immersion.

Every detail of the craft is open to discussion. Ewen's style is to emphasise the creative potential of photography without getting mired in the technical. He will push you to be in control of the camera, to make the images your own, but for the sake of creativity and expression.

These tours are designed to help you learn to take better photos, and go home with some incredible experiences. Ewen will be there every step of the way to offer support as you need it.





Learn and Explore

Anyone who loves photography can join this tour.

Skills and experience is not a prerequisite. Enthusiasm is essential. There is ample one on one time so that your questions can be answered, your photos can be reviewed and your expression can be encouraged. With such a small group size we can ensure everybody gets the encouragement and guidance they desire.

If you're a confident photographer or already work at a professional level, then this journey will simply assist with getting great shots. We encourage everyone on tour to share ideas, to discuss their experiences and learn from each other as well.

Partners are also welcome on these photo tours, but they may need to exercise a little patience with the desires of photographers to make the most of special moments. My photography tours put the photographers first :)



Cameras are cool

We hear a lot of fuss about taking cameras into the Arctic conditions and how to prepare for the freezing temperatures. If you're shooting with a modern DSLR camera then you need no special equipment, modifications or protection.

On our last journey we spent hours with our gear shooting the Northern Lights in -32 temperatures. No problems. Your camera will go colder than that and still keep shooting. Your batteries won't last quite as long as when warm, but it's no drama. Really.

Heading outside at night to shoot the aurora does require that you take care of yourself, and ensure you keep your feet and fingers warm. A tripod is essential and a timer remote is very handy.







Dress for the Cold

This is not an expedition to the North Pole, you will not freeze to death when visiting the Arctic in Scandinavia. There's usually a warm cabin and a hot cup of chocolate just around the corner too, but the experience of winter between Lapland and Lofoten is truly magical for the snow and ice. We know what you should pack to stay cosy on this tour...

A big puffy down jacket: You can quickly go from toasty temperatures inside the cottage to mega minus degrees outside.


Windstopper gloves: Essential for operating your camera on sub-zero days.

Big boots: Leave room in the boots for extra air and you'll always have warm feet. Buy a bigger size and then stomp through knee deep snow without a worry.

Dry pants: We often romp through fresh snow to reach a shot, so a thin layer of dry pants simply keeps the snow and wind off your legs.

Thermals: A layer of thermals will keep a warm core close to your skin on the coldest of nights.

Keeping warm simply requires the right clothing. The Swedish have a saying in the north, "There is no bad weather, only bad clothing."




Art and Creativity

The camera is like a paintbrush, and in the hands of different people it will produce very different images.

Ewen Bell specialises in teaching people about the creative potential of photography, to go beyond the technical issues of a camera and start taking creative control. Expression is at the heart of great photography, sharing your perspective, your view, your experience. Travelling with a photo tour like this one will offer lots of inspiration, but travelling with an instructor like Ewen will give you new ways to express your experience.

A few basic principles underpin the art of travel photography. Go Slow. Get Closer. Look for the Light. Join Ewen for two weeks of photographic adventure and find out for yourself how much inspiration can flow from three very simple ideas.





8 is Great!

Ewen Bell restricts all of his photographic tours to just 8 people. With good reason.

"I never want to run a photography tour with more than 8 people, let alone 12 or 16. Smaller groups mean less drama, more fun and are infinitely more rewarding. My first responsibility is to ensure every person on my tour gets plenty of my time and advice, plus to ensure we don't ruin a lovely location by dragging a horde of photographers about. Small isn't just good, it's great!"



Camera Gear

We recommend the use of Digital SLR cameras for this journey, but you are not restricted from using any type of camera you may have, including conventional film SLRs and compact cameras. We will have access to power for recharging batteries on every evening of the trip except the safari camp, but it's never a bad idea to have a couple of spare batteries for your camera body.

We also recommend that you carry a wide angle lens for general use and landscape opportunities, and for most landscape shoots. A good quality telephoto lens will be handy for reindeer races and a 70-200mm zoom is plenty long enough.

A good quality day pack will be an essential part of the packing list. The traditional type of 'over-the-shoulder' camera bag is not very suitable for travel photography, a day-pack style bag is better. The Lowe Pro Flipside 400 is highly recommended for these tours.

Finally, we do encourage you bring a laptop. We'll have lots of opportunity to share and review images during the journey, plus your laptop can serve as a valuable backup or storage device to make room for more photographs each day.

Tripods are encouraged for this trip, along with very strong ND filters and an ND Graduated filter to make the most of the Lofoten landscape opportunities.





Who Travels With Us

Our photographic journeys appeal to both the young and old, the experienced and novice. Most tours are made up of people aged 25 to 65, and occasionally older or younger still. It doesn't matter what your skills and interest in photography are, you will enjoy sharing a creative and immersive experience with like minded people.

You can read feedback from Ewen's past travellers on photography tours by visiting www.ewenbell.com





Accommodation

This adventure ranges from the very basic to the very charming, but warmth and comfort are always ensured. Neither will anyone go hungry.

At the most adventurous we'll be staying in lavvo tents as used by Sami people for thousands of years. Inside the tent is a warm fire and a very puffy sleeping bag.

Along the way we vary the accommodation from Swedish Tourist Station style, clean and functional, to the old world charms of fishing cottages on the coast of Norway.







The Fine Print

Dates

2014: 03 to 17 February

2015: TBA

Price from Luleå to Bodø

Per person in share of twin room/cottage: AU\$9,800

Prices in other currencies will fluctuate according to exchange rates. Price for 2015 date is subject to change.

Accommodation Standard

The price is based on accommodation in cabins, safari tents and fisherman's cottages of good tourist class standard and on bed and breakfast basis.

Services included

- 14 nights hotel accommodation in shared twin room/cottage with shower/WC
- Scandinavian breakfast and dinner every day
- any lunches included as listed in the itinerary
- Expert photography tuition from Fredrik and Ewen
- Dog sledding and snow shoeing in Sörbyn
- Visit to the original ICEHOTEL in Jukkasjärvi
- Sami experience in Lapland
- All transportation between Luleå and Bodø including private buses, train tickets, snow mobiles, dog sleds, fishing boats and ferries.

Not included

- Flights
- Meals not specified in the itinerary
- Gratuities and items of personal nature
- Alcoholic beverages

The itinerary information may vary slightly for your specific departure, as we continuously research and develop each trip. Inclement weather or other factors outside our control may also necessitate minor alterations. © 2011 50 Degrees North Pty Ltd.

Revised 21 February 2013.





50 Degrees North

50 Degrees North is a niche, independently owned, travel company run by Scandinavians yet based in Melbourne, Australia. At 50 Degrees North we like to call ourselves specialists! We don't try to do everything - only what we know. What we do know, we know really well.

Our Director, Tietse Stelma, is Norwegian and was born far north of the Arctic Circle in a Sami village called Karasjok. He joined the travel industry in the early 90's and with 20 years in the industry. Tietse's depth of knowledge adds another layer of detail to the meticulous planning of this photo tour.

www.fiftydegreesnorth.com

50 Degrees North Pty Ltd

PO Box 75, Clifton Hill 3068, Melbourne, VIC, Australia

Phone: +61 3 8682 8905 / Fax: +61 3 8682 8904

E-mail: info@fiftydegreesnorth.com

License: 32937 - ABN: 37 437 434 292



Make A Booking

How to Book

Simply visit the 50 Degrees North website and complete the online booking form to reserve a place. Once payment of the deposit has been received your place on the trip is confirmed.

www.fiftydegreesnorth.com

e-mail: info@fiftydegreesnorth.com

Telephone toll free in Australia: 1300 422 821

Telephone from outside Australia: +61 3 8682 8905

Airfares & Additional Arrangements

Should you require extra accommodation before or after the tour, or any additional arrangements we are happy to assist. We also offer competitive airfares from Australia and locally in Scandinavia.

